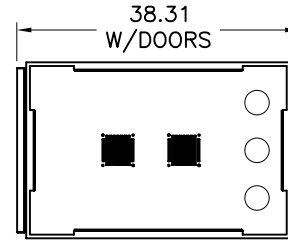
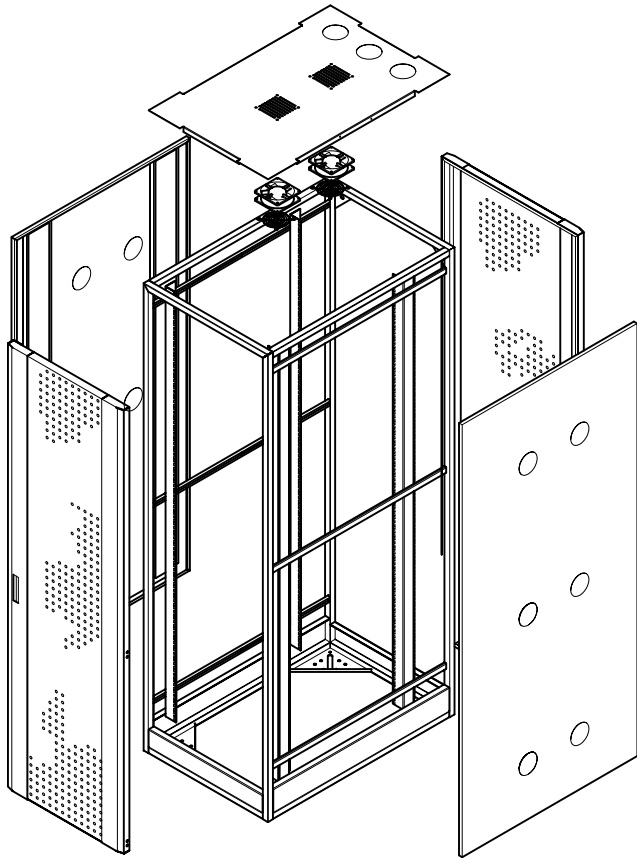
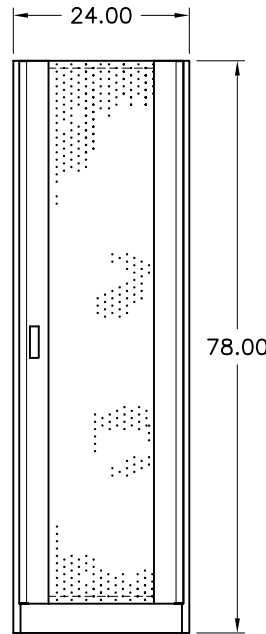



AXIS SERIES CABINET CC078EDB1SBSF



TOP VIEW



FRONT VIEW
(DOOR SHOWN)



SIDE VIEW
(SIDE SHOWN)

REVISIONS			
REV	ECO	DATE	DESCRIPTION
--	--	--	RELEASED TO PRODUCTION

DIMENSIONS FRAME AXIS
 1x1 TUBING (16GA)
 HEIGHT 78.00"
 WIDTH 24.00"
 DEPTH 36.00"

RAIL TYPE L-TYPE RAILS
 CAGE-NUT, M6 SCREWS
 19" RACKABLE

DOORS FRONT DOOR
 MESH, BEVELED
 HEIGHT 74.00"
 WIDTH 22.38"
 DEPTH 1.15"

REAR DOOR
 MESH, BEVELED
 HEIGHT 74.00"
 WIDTH 22.38"
 DEPTH 1.15"

SIDES SOLID, RECESSED
 HEIGHT 71.85
 WIDTH 33.85
 DEPTH 0.50

TOP 2-FAN, FLUSH
 W/CABLE ACCESS
 ON REAR



ALL INFORMATION ARE PROPRIETARY DATA OF DAMAC PRODUCTS INC. ANY REPRODUCTION USE IN ANY FORM MUST HAVE PRIOR WRITING AGREEMENT W/ DAMAC.
 TOLERANCE .00X±.010 .0X±.030 .X±.080 (DEC)±.5
 ALL DIM. ARE IN INCHES UNLESS OTHERWISE SPECIFIED

CABINET, AXIS
 78.00 x 24.00 x 36.00

PART NO.
 CC078EDB1SBSF
 DRAWN BY: AP DATE: 06.02.2006

CHECKED BY: CR
 SCALE: N/A
 SHEET: 1 OF 1

MATERIAL: N/A
 FINISH: POWDER-COATED
 MAX BEND R=.030, RELIEF=.060 A/R.
 UNLESS OTHERWISE SPECIFIED