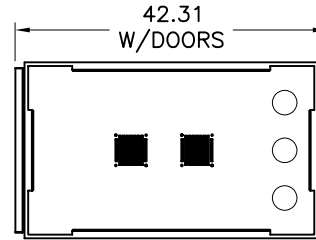
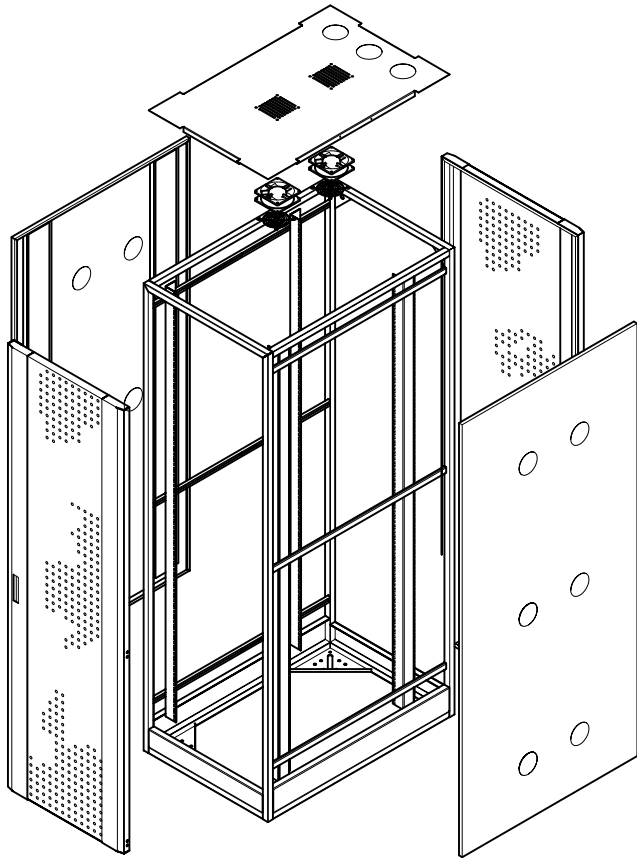
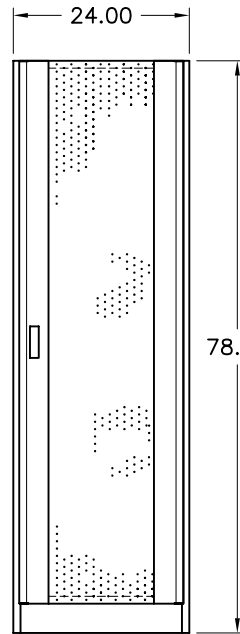


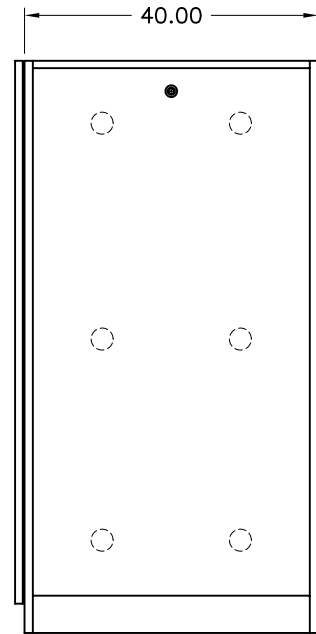
# AXIS SERIES CABINET CC078EPB1SBSF



TOP VIEW



FRONT VIEW  
(DOOR SHOWN)



SIDE VIEW  
(SIDE SHOWN)

REVISIONS			
REV	ECO	DATE	DESCRIPTION
--	--	--	RELEASED TO PRODUCTION

**DIMENSIONS** **FRAME AXIS**  
 1x1 TUBING (16GA)  
 HEIGHT 78.00"  
 WIDTH 24.00"  
 DEPTH 40.00"

**RAIL TYPE** **L-TYPE RAILS**  
 CAGE-NUT, M6 SCREWS  
 19" RACKABLE

**DOORS** **FRONT DOOR**  
 MESH, BEVELED  
 HEIGHT 74.00"  
 WIDTH 22.38"  
 DEPTH 1.15"

**REAR DOOR**  
 MESH, BEVELED  
 HEIGHT 74.00"  
 WIDTH 22.38"  
 DEPTH 1.15"

**SIDES** **SOLID, RECESSED**  
 HEIGHT 71.85  
 WIDTH 37.85  
 DEPTH 0.50

**TOP** **2-FAN, FLUSH**  
 W/CABLE ACCESS  
 ON REAR



ALL INFORMATION ARE PROPRIETARY DATA OF DAMAC PRODUCTS INC. ANY REPRODUCTION/USE IN ANY FORM MUST HAVE PRIOR WRITING AGREEMENT W/ DAMAC.  
 TOLERANCE .00X±.010 .0X±.030 .X±.080 (DEC)±.5  
 ALL DIM. ARE IN INCHES UNLESS OTHERWISE SPECIFIED

CABINET, AXIS  
 78.00 x 24.00 x 40.00

PART NO.  
 CC078EPB1SBSF  
 DRAWN BY: AP DATE: 03.14.2006

CHECKED BY: CR  
 SCALE: N/A  
 SHEET: 1 OF 1

MATERIAL: N/A  
 FINISH: POWDER-COATED  
 MAX BEND R=.030, RELIEF=.060 A/R.  
 UNLESS OTHERWISE SPECIFIED