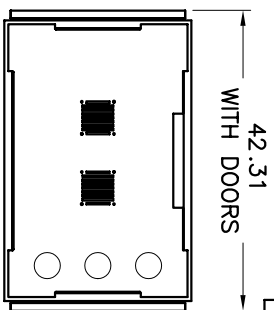
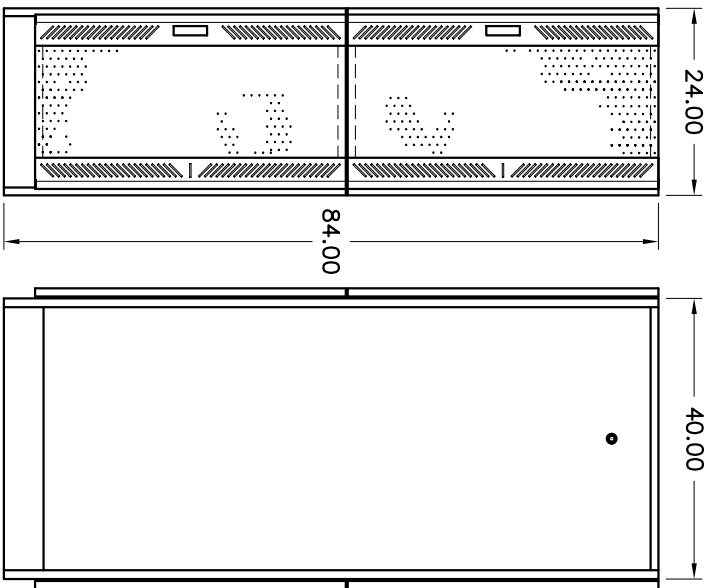
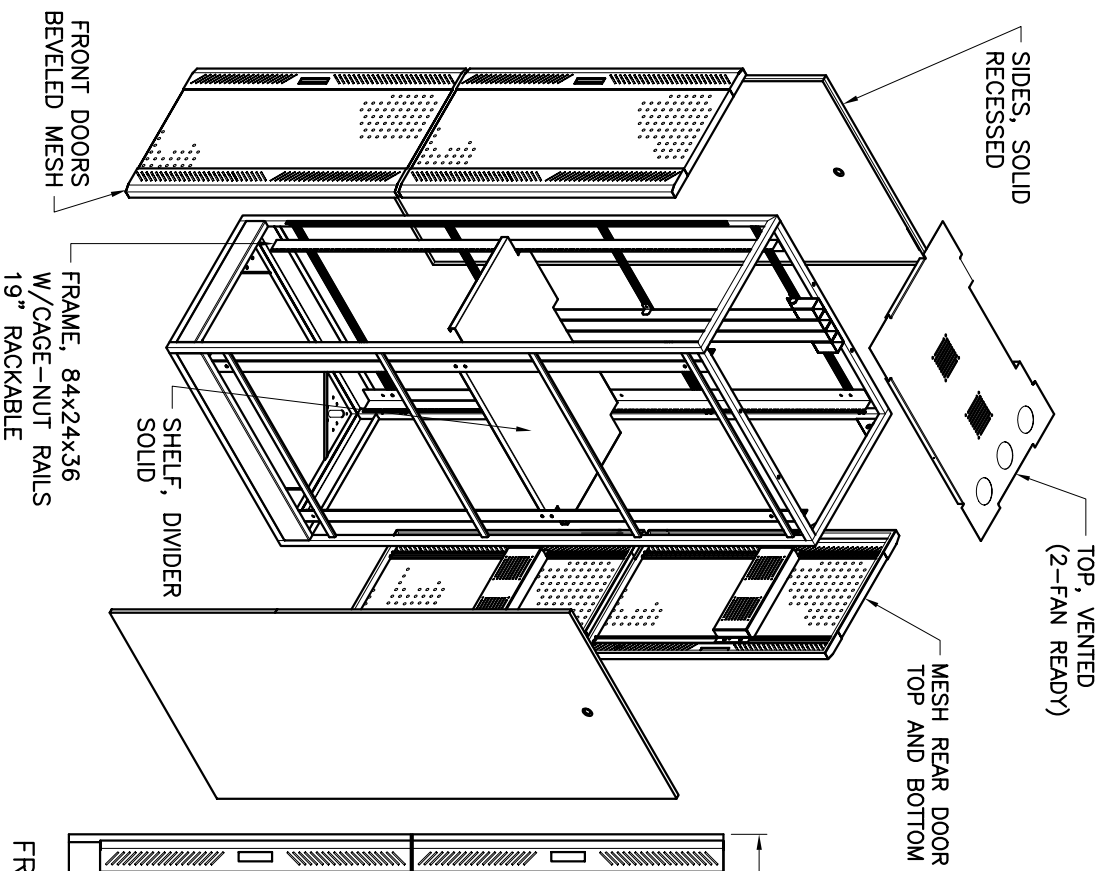


AXIS SERIES CABINET CC284EPB1AHSV3 (2) COMPARTMENT CABINET



REVISIONS			DESCRIPTION
REV	ECO	DATE	
--	--	--	

DIMENSIONS

FRAME AXIS
1x1 TUBING
HEIGHT 84.00"
WIDTH 24.00"
DEPTH 40.00"

RAIL TYPE L-TYPE RAILS *

CAGE-NUT RAIL,
M6 SCREWS
19" RACKABLE

DOORS

FRONT DOORS
MESH BEVELED
HEIGHT 40.00"
WIDTH 22.38"
DEPTH 1.15"

REAR DOORS

MESH BEVELED
W/FLOW TRACK
HEIGHT 40.00"
WIDTH 22.38"
DEPTH 1.15"

SIDES

SOLID SIDES
REMOVABLE
HEIGHT 77.85"
WIDTH 37.85"
DEPTH 0.50"

TOP VENTED, FLUSH

W/CABLE ACCESS
ON REAR

ACCESSORIES

DIVIDER SHELF
SOLID, RACK MOUNT
(1x)

* RAILS ARE FIXED ON ALL
2 & 3 COMPARTMENT CABINETS
TO SUPPORT DIVIDER SHELVES.

DAMAC PRODUCTS INC. 10150 WILSON AVENUE LA BREA, CA 90039	THE INFORMATION AND SPECIFICATIONS ARE THE PROPERTY OF DAMAC PRODUCTS INC. AND ARE NOT TO BE REPRODUCED OR TRANSMITTED IN ANY FORM OR BY ANY MEANS, ELECTRONIC OR MECHANICAL, INCLUDING PHOTOCOPYING, RECORDING, OR BY ANY INFORMATION STORAGE AND RETRIEVAL SYSTEM, WITHOUT PERMISSION IN WRITING FROM DAMAC PRODUCTS INC.		
	PART NO. CC284EPB1AHSV3	ORDERED BY 1 Of 1	SCALE N/A
DRAWN BY AP	DATE 03/12/2008	CHECKED BY CR	MATERIAL N/A FINISH POWDER-COATED BLACK BLACK M6 BEND R-1.000 RELIEF-.060 A/R. UNLESS OTHERWISE SPECIFIED

FRONT DOORS BEVELED MESH
FRAME, 84x24x36 W/CAGE-NUT RAILS 19" RACKABLE
SHELF, DIVIDER SOLID
MESH REAR DOOR TOP AND BOTTOM
TOP, VENTED (2-FAN READY)
SIDES, SOLID RECESSED

FRONT VIEW

SIDE VIEW

TOP VIEW

CABINET AXIS
84.00 x 24.00 x 36.00
2 COMPARTMENT