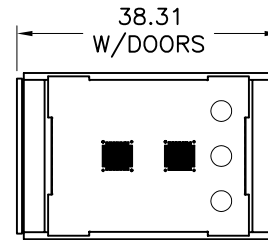
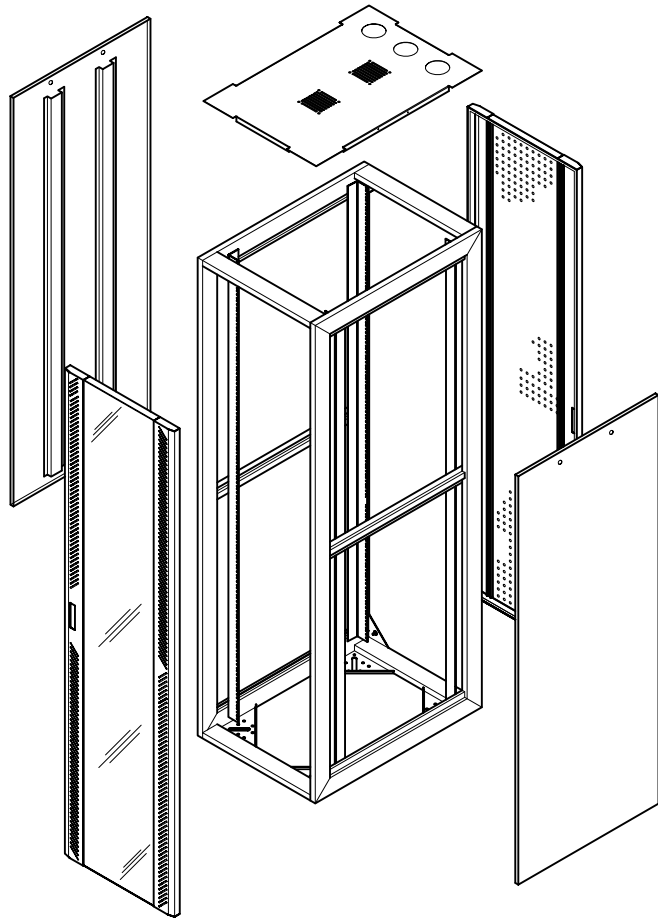
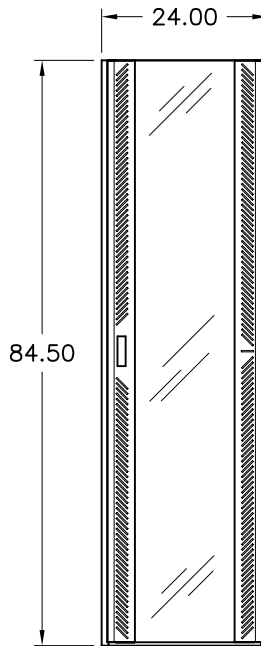



EXTREME SERIES CABINET CE84EDV10SV



TOP VIEW



FRONT VIEW



SIDE VIEW

REVISIONS			
REV	ECO	DATE	DESCRIPTION
--	--	--	RELEASED TO PRODUCTION

DIMENSIONS **FRAME EXTREME**
 1x3 TUBING (16GA)
 HEIGHT 84.50"
 WIDTH 24.00"
 DEPTH 36.00"

RAIL TYPE **L-TYPE RAILS**
 CAGE-NUT
 19" RACKABLE
 ADJUSTABLE

DOORS **FRONT DOOR**
 BEVELED MESH
 HEIGHT 80.00"
 WIDTH 22.38"
 DEPTH 1.15"

REAR DOOR
 BEVELED MESH
 (FLOW TRACK READY)
 HEIGHT 80.00"
 WIDTH 22.38"
 DEPTH 1.15"

SIDE **SOLID, RECESSED**
 HEIGHT 78.35"
 WIDTH 29.85"
 DEPTH 0.50"

TOP **VENTED, FLUSH**
 (FAN READY)
 W/CABLE ACCESS
 ON REAR



ALL INFORMATION ARE PROPRIETARY DATA OF DAMAC PRODUCTS INC. ANY REPRODUCTION/USE IN ANY FORM MUST HAVE PRIOR WRITING AGREEMENT W/ DAMAC.
 TOLERANCE .00X±.010 .01X±.030 .1X±.080 (DEC)±.5
 ALL DIM. ARE IN INCHES UNLESS OTHERWISE SPECIFIED

FILE: CABINET, EXTREME
 84.50 x 24.00 x 36.00

PART NO. CE84EDV10SV
 DRAWN BY: AP DATE: 06.05.2006

CHECKED BY: CR
 SCALE: N/A
 SHEET: 1 OF 1

MATERIAL: N/A
 FINISH: POWDER-COATED
 MAX BEND R=.030, RELIEF=.060 A/R.
 UNLESS OTHERWISE SPECIFIED