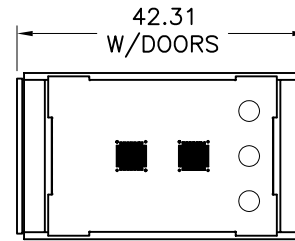
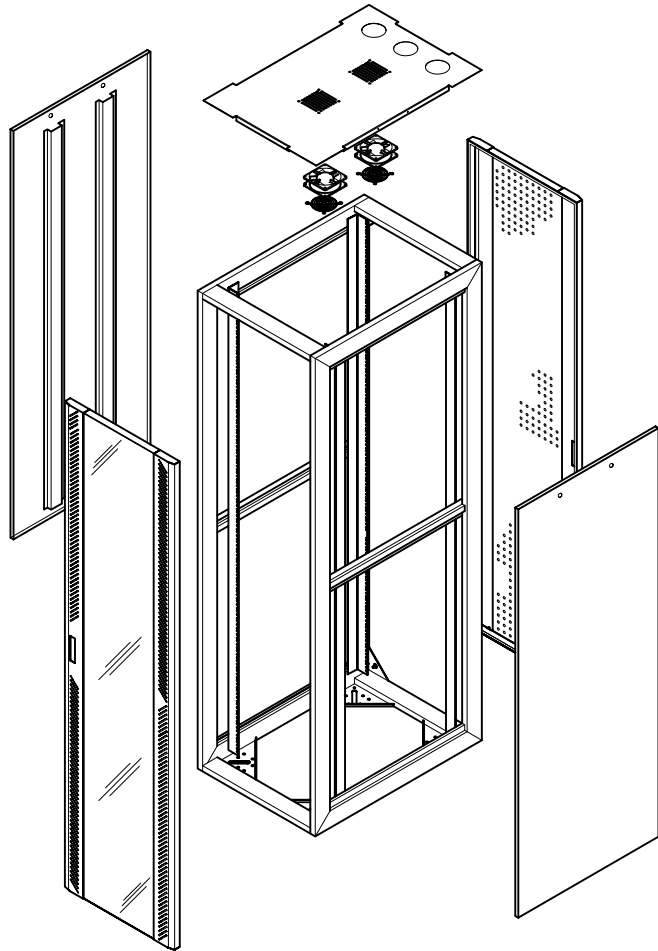
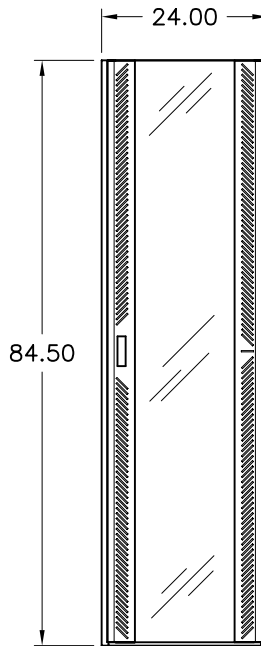


# EXTREME SERIES CABINET CE84EPV1BSF


REVISIONS			
REV	ECO	DATE	DESCRIPTION
--	--	--	RELEASED TO PRODUCTION



TOP VIEW



FRONT VIEW



SIDE VIEW

**DIMENSIONS FRAME EXTREME**  
 1x3 TUBING (16GA)  
 HEIGHT 84.50"  
 WIDTH 24.00"  
 DEPTH 40.00"

**RAIL TYPE L-TYPE RAILS**  
 CAGE-NUT  
 19" RACKABLE  
 ADJUSTABLE

**DOORS FRONT DOOR**  
 BEVELED PERF/PLEX  
 HEIGHT 80.00"  
 WIDTH 22.38"  
 DEPTH 1.15"

**REAR DOOR**  
 BEVELED MESH  
 HEIGHT 80.00"  
 WIDTH 22.38"  
 DEPTH 1.15"

**SIDE SOLID, RECESSED**  
 HEIGHT 78.35"  
 WIDTH 33.85"  
 DEPTH 0.50"

**TOP 2-FAN, FLUSH**  
 W/CABLE ACCESS  
 ON REAR



ALL INFORMATION ARE PROPRIETARY DATA OF DAMAC PRODUCTS INC. ANY REPRODUCTION/USE IN ANY FORM MUST HAVE PRIOR WRITING AGREEMENT W/ DAMAC.  
 TOLERANCE .000±.010 .001±.030 .002±.080 (DEC)±.5  
 ALL DIM. ARE IN INCHES UNLESS OTHERWISE SPECIFIED

FILE: CABINET, EXTREME  
 84.50 x 24.00 x 40.00

PART NO.  
**CE84EPV1BSF**  
 DRAWN BY: AP DATE: 06.05.2006

CHECKED BY: CR  
 SCALE: N/A  
 SHEET: 1 OF 1

MATERIAL: N/A  
 FINISH: POWDER-COATED  
 MAX BEND R=.030, RELIEF=.060 A/R.  
 UNLESS OTHERWISE SPECIFIED