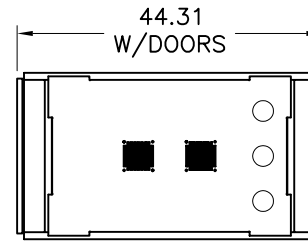
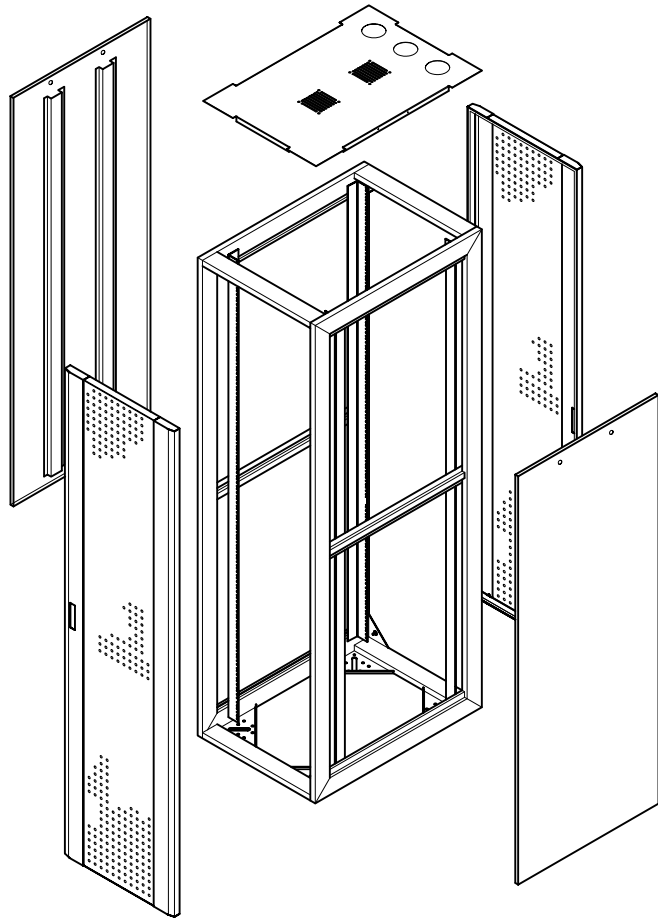
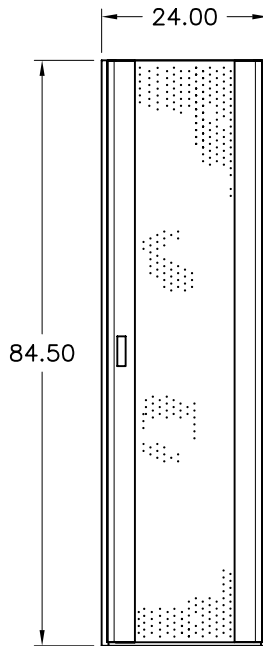


# EXTREME SERIES CABINET CE84EQB1BSV


REVISIONS			
REV	ECO	DATE	DESCRIPTION
--	--	--	RELEASED TO PRODUCTION



TOP VIEW



FRONT VIEW



SIDE VIEW

**DIMENSIONS** **FRAME EXTREME**  
 1x3 TUBING (16GA)  
 HEIGHT 84.50"  
 WIDTH 24.00"  
 DEPTH 42.00"

**RAIL TYPE** **L-TYPE RAILS**  
 CAGE-NUT  
 19" RACKABLE  
 ADJUSTABLE

**DOORS** **FRONT DOOR**  
 BEVELED MESH  
 HEIGHT 80.00"  
 WIDTH 22.38"  
 DEPTH 1.15"

**REAR DOOR**  
 BEVELED MESH  
 HEIGHT 80.00"  
 WIDTH 22.38"  
 DEPTH 1.15"

**SIDE** **SOLID, RECESSED**  
 HEIGHT 78.35"  
 WIDTH 35.85"  
 DEPTH 0.50"

**TOP** **VENTED, FLUSH**  
 (FAN READY)  
 W/CABLE ACCESS  
 ON REAR



ALL INFORMATION ARE PROPRIETARY DATA OF DAMAC PRODUCTS INC. ANY REPRODUCTION/USE IN ANY FORM MUST HAVE PRIOR WRITING AGREEMENT W/ DAMAC.  
 TOLERANCE .00X±.010 .00X±.030 .X±.080 (DEC)±.5  
 ALL DIM. ARE IN INCHES UNLESS OTHERWISE SPECIFIED

FILE: CABINET, EXTREME  
 84.50 x 24.00 x 42.00

PART NO. CE84EQB1BSV  
 DRAWN BY: AP DATE: 03.16.2006

CHECKED BY: CR  
 SCALE: N/A  
 SHEET: 1 OF 1

MATERIAL: N/A  
 FINISH: POWDER-COATED  
 MAX BEND R=.030, RELIEF=.060 A/R  
 UNLESS OTHERWISE SPECIFIED