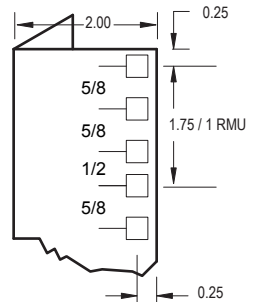
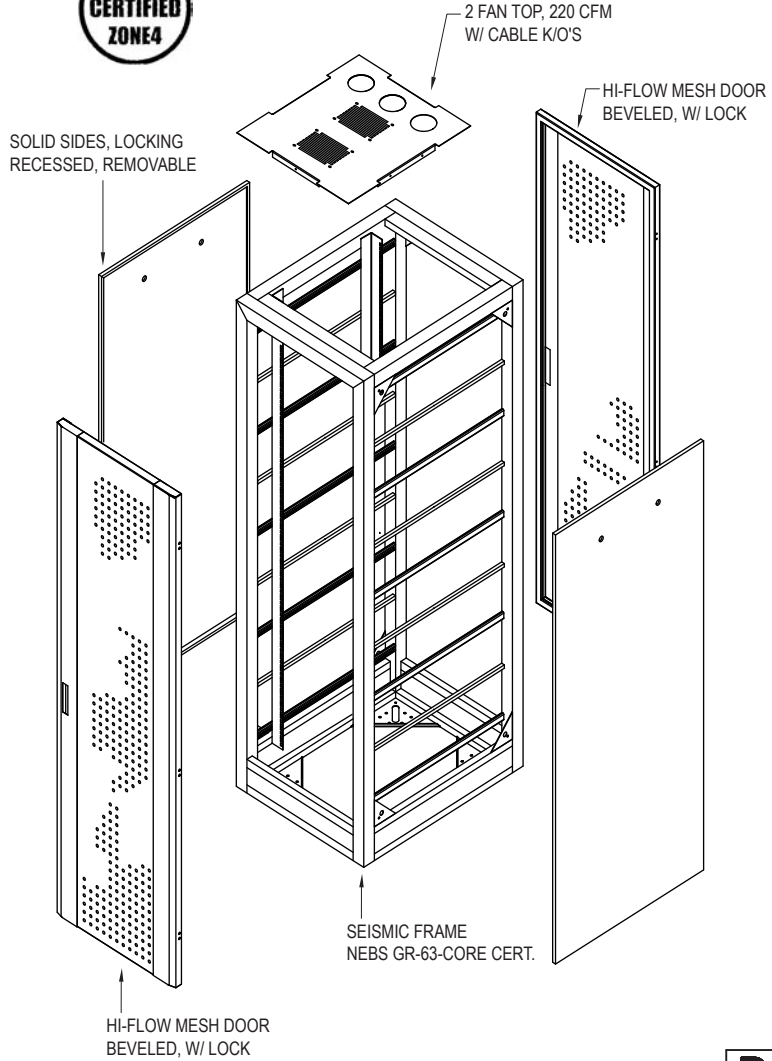
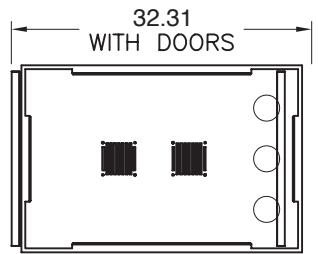


SEISMIC SHELTER™ SERIES
NEBS - Telcordia GR-63-CORE Zone 4: Tested and Certified

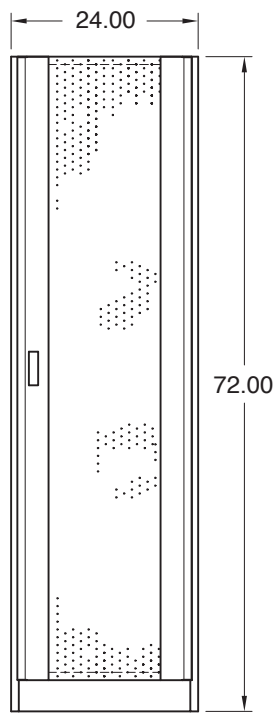
REVISIONS			
REV	ECO	DATE	DESCRIPTION
--	--	--	RELEASED TO PRODUCTION




M6 CAGE-NUT RAIL



TOP VIEW



FRONT VIEW



SIDE VIEW

- DIMENSIONS** SEISMIC FRAME
 2 x 2 TUBING (16GA)
 HEIGHT: 72.00"
 WIDTH: 24.00"
 DEPTH: 30.00"
- RAIL TYPE** 37 RMU, L-RACK ANGLES
 M6 CAGE-NUT, SQ HOLE
 EIA SPACING, 5/8 x 5/8 x 1/2
 19" RACKABLE
- DOORS** FRONT DOOR
 HI-FLO MESH, 89% AIR
 PREMIUM BEVELED DESIGN
 HEIGHT: 68.00"
 WIDTH: 22.38"
 DEPTH: 01.15"
- REAR DOOR
 HI-FLO MESH, 89% AIR
 PREMIUM BEVELED DESIGN
 HEIGHT: 68.00"
 WIDTH: 22.38"
 DEPTH: 01.15"
- SIDES** SOLID, RECESSED
 LOCKING, KEY LOCK
 REMOVABLE
 HEIGHT: 65.85"
 WIDTH: 27.85"
 DEPTH: 00.50"
- TOP** 2 FAN, FLUSH
 W/ CABLE ACCESS
 REMOVABLE
- COLOR** BLACK, TEXTURED
 EPOXY POWDER-COAT

DAMAC PRODUCTS INC. LA MIRADA, CA 90638	ALL INFORMATION ARE PROPRIETARY DATA OF DAMAC PRODUCTS INC. ANY REPRODUCTION/USE IN ANY FORM MUST HAVE PRIOR WRITING AGREEMENT W/ DAMAC. TOLERANCE .XXX±.010 .XX±.030 .X±.060 (DEC)±.5 ALL DIM. ARE IN INCHES UNLESS OTHERWISE SPECIFIED	FILE	SEISMIC, CABINET	PART NO.	CHECKED BY:	SCALE:	MATERIAL:
			72.00 x 24.00 x 30.00	CS72EBB1BSF-3	CR	N/A	N/A
				DRAWN BY:	DATE:	SHEET:	REV:
				AP	03.14.2006	1 OF 1	--
							FINISH: POWDER-COATED MAX BEND R=.030, RELIEF=.060 A/R. UNLESS OTHERWISE SPECIFIED