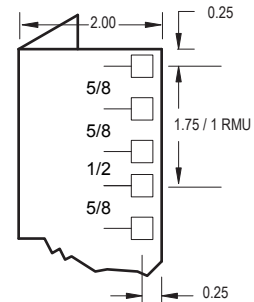
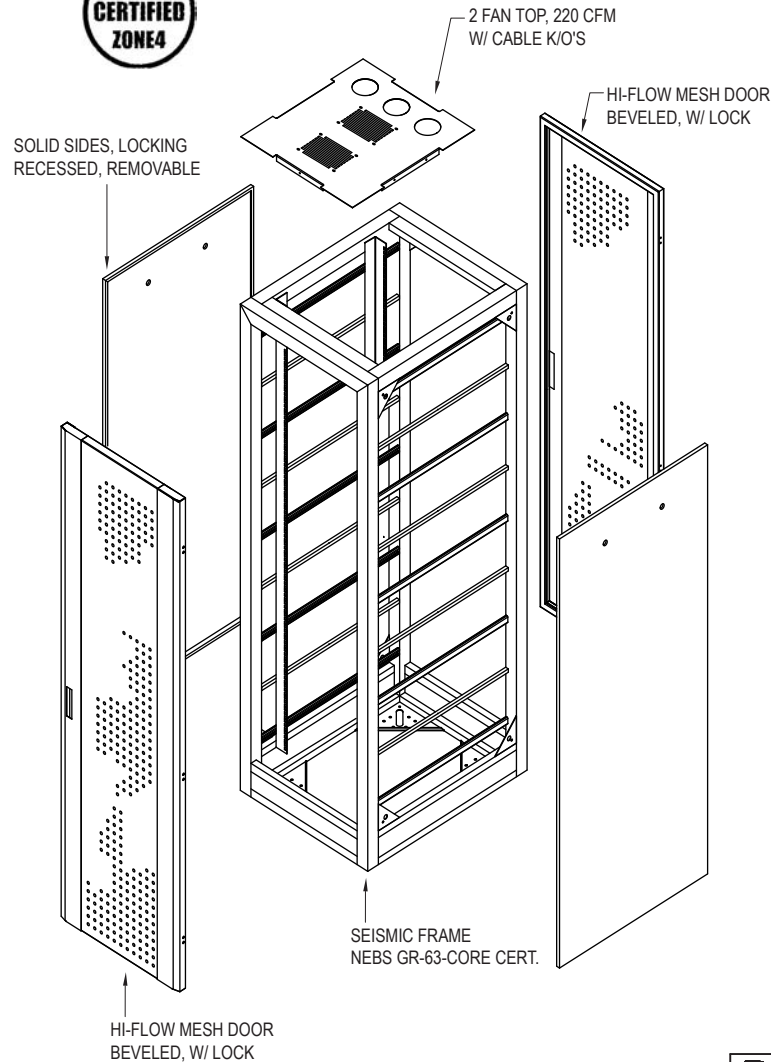
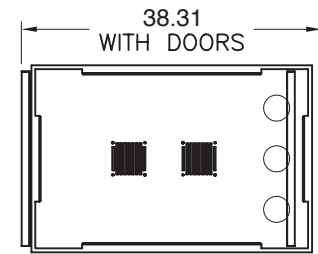


**SEISMIC SHELTER™ SERIES**  
**NEBS - Telcordia GR-63-CORE Zone 4: Tested and Certified**

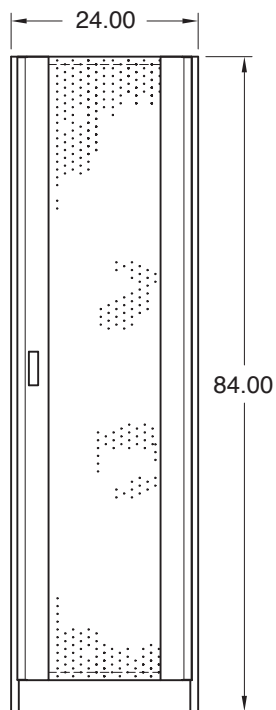
REVISIONS			
REV	ECO	DATE	DESCRIPTION
--	--	--	RELEASED TO PRODUCTION




M6 CAGE-NUT RAIL



TOP VIEW



FRONT VIEW



SIDE VIEW

- DIMENSIONS** SEISMIC FRAME  
 2 x 2 TUBING (16GA)  
 HEIGHT: 84.00"  
 WIDTH: 24.00"  
 DEPTH: 36.00"
- RAIL TYPE** 45 RMU, L-RACK ANGLES  
 M6 CAGE-NUT, SQ HOLE  
 EIA SPACING, 5/8 x 5/8 x 1/2  
 19" RACKABLE
- DOORS** FRONT DOOR  
 HI-FLO MESH, 89% AIR  
 PREMIUM BEVELED DESIGN  
 HEIGHT: 80.00"  
 WIDTH: 22.38"  
 DEPTH: 01.15"
- REAR DOOR  
 HI-FLO MESH, 89% AIR  
 PREMIUM BEVELED DESIGN  
 HEIGHT: 80.00"  
 WIDTH: 22.38"  
 DEPTH: 01.15"
- SIDES** SOLID, RECESSED  
 LOCKING, KEY LOCK  
 REMOVABLE  
 HEIGHT: 77.85"  
 WIDTH: 33.85"  
 DEPTH: 00.50"
- TOP** 2 FAN, FLUSH  
 W/ CABLE ACCESS  
 REMOVABLE
- COLOR** BLACK, TEXTURED  
 EPOXY POWDER-COAT

<b>DAMAC</b> PRODUCTS INC. LA MIRADA, CA 90638	ALL INFORMATION ARE PROPRIETARY DATA OF DAMAC PRODUCTS INC. ANY REPRODUCTION/USE IN ANY FORM MUST HAVE PRIOR WRITING AGREEMENT W/ DAMAC. TOLERANCE .XXX±.010 .XX±.030 .X±.060 (DEC)±.5 ALL DIM. ARE IN INCHES UNLESS OTHERWISE SPECIFIED	FILE:	SEISMIC, CABINET	PART NO.	CS84EDB1BSF-3	CHECKED BY:	CR	SCALE:	N/A	MATERIAL:	N/A
			84.00 x 24.00 x 36.00	DRAWN BY:	AP	DATE:	03.14.2006	SHEET:	1 OF 1	REV:	--